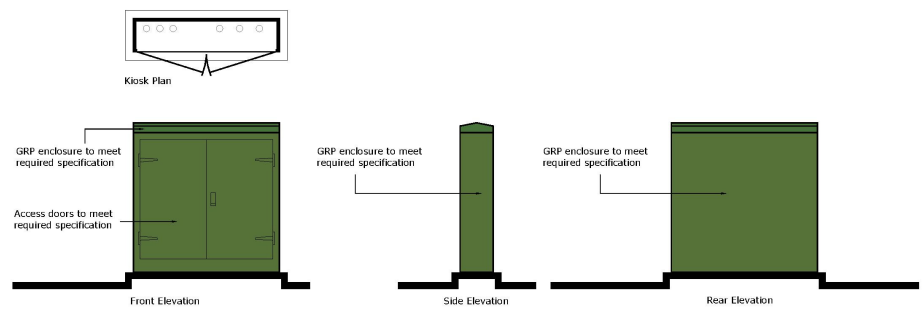
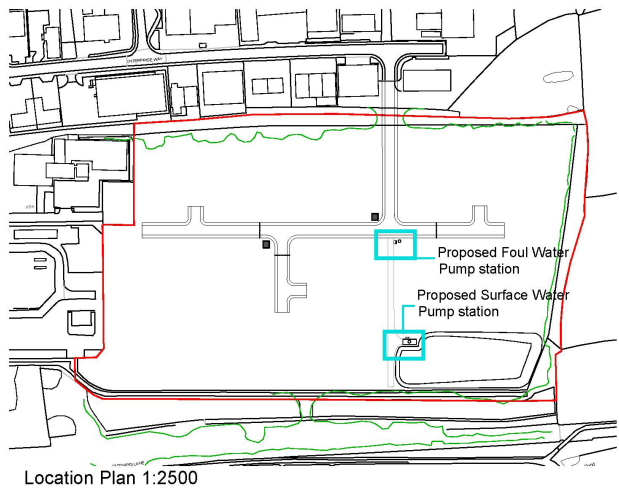
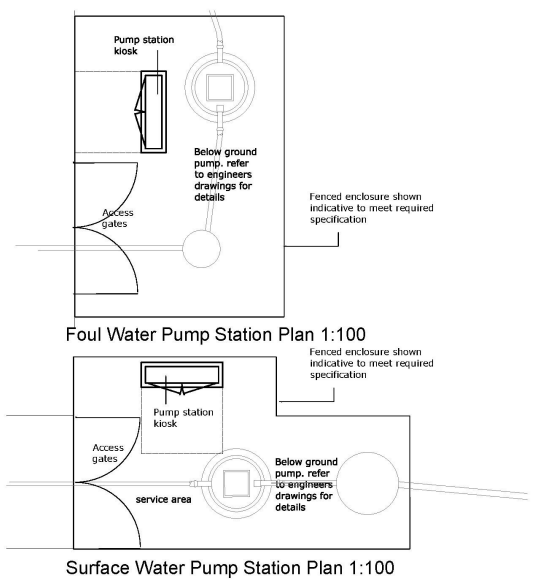


All site dimensions shall be verified by the contractor on site prior to construction.
 Do not scale from this drawing.
 On-site verification required.
 This drawing is the property of Ellis Healey Architecture and should not be used for any other project without the prior written consent of Ellis Healey Architecture.
 10/2024
 Site Layout subject to full engineers review.



Rev	Description	Date	By
Rev 1	Issue	04/10/24	CHC
Rev 2	Revised	04/10/24	CHC
Rev 3	Revised	04/10/24	CHC
Rev 4	Revised	04/10/24	CHC

ellis healey
 architecture

PLANNING

PROJECT: PROPOSED REDEVELOPMENT
 PROPOSED ROAD

TITLE: PROPOSED PUMP STATION PLAN

DATE: 10/2024

SCALE: 1:50

STATUS: ARCHITECT